

Mouchel Limited - No Reproductions Without Authority

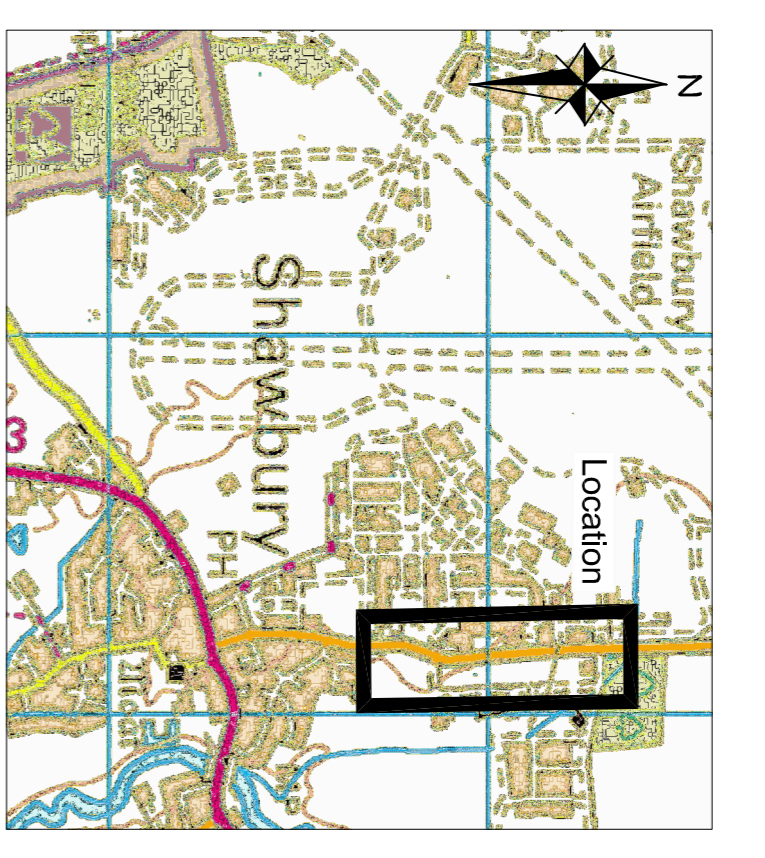
Do not scale - Use only figured dimensions

The contractor is to check all dimensions on site and report any discrepancies to the Site Supervisor.

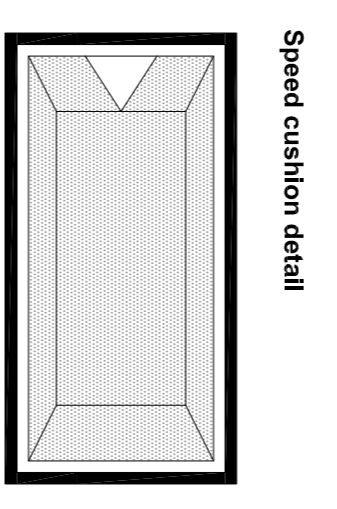
This drawing is to be read in conjunction with all other standard documentation.

Based upon the Ordnance Survey mapping with permission of the Controller of Her Majesty's Stationery Office © Crown Copyright and may lead to prosecution or civil proceedings.

Shropshire Council Licence No. 100049049_2013.

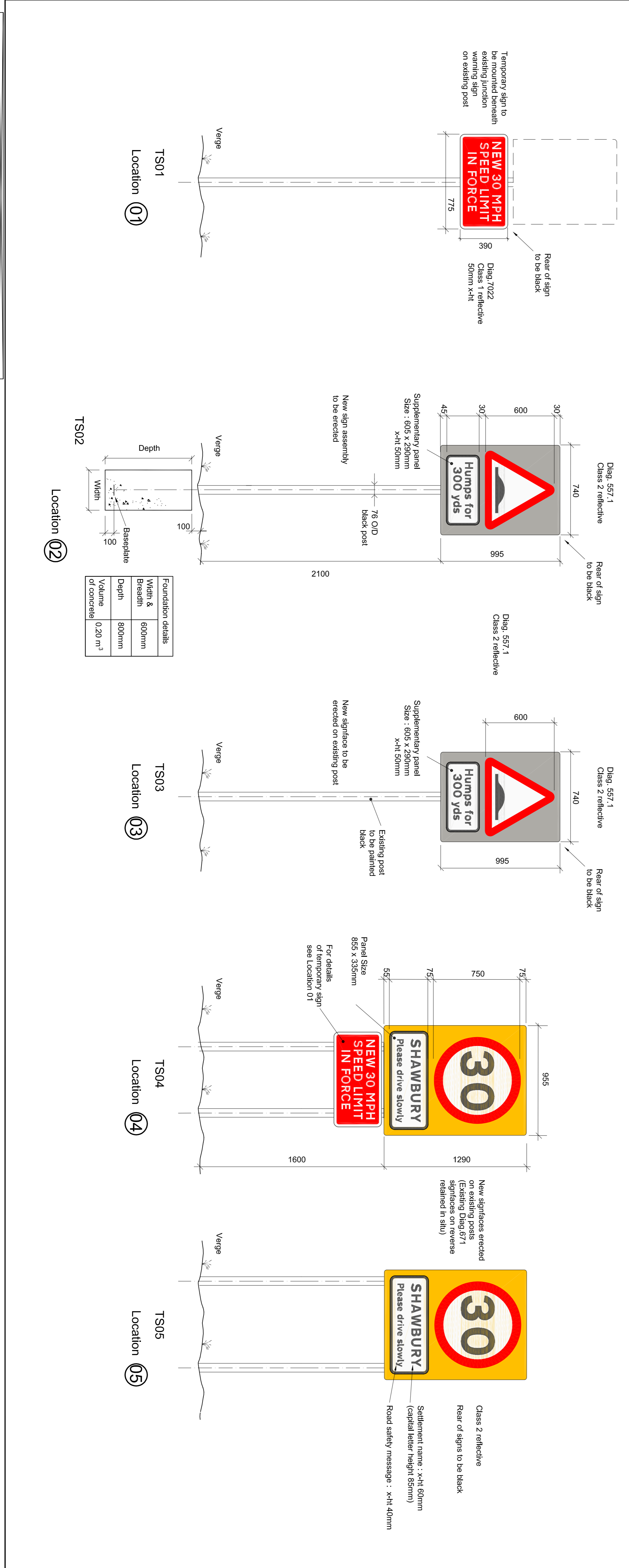


- Key**
- LC Lighting Column
 - ▬ Existing road signs
 - ▬ Speed Cushion
 - ▬ Proposed road sign



100mm wide white thermoplastic reflectorised continuous line around speed cushion perimeter (100mm gap between cushion and line)

- Notes**
1. The exact location of all signing and carriageway lining is to be agreed on site with the Mouchel Engineer prior to installation.
 2. The contractor is to refer to utility information prior to undertaking any excavation.
 3. All white carriageway markings are to be reflectorised with applied solid glass beads.
 4. Diagram Nos. refer to the Traffic Signs Regulations and General Directions (TSRGD) 2002.
 5. All dimensions in mm unless otherwise stated.



Revision	Author	Originator	Checked by	Approved by

Client: **Shropshire council**

Project: **Shawbury Safer Routes to School (SRTS)**

Drawing Title: **B5063 Wem Road, Shawbury Proposed change to speed limit Signing and lining**

Drawn By: G.PWK	Checked By: A.H.Brown	Approved By: J.Llupp	Scale: (at A1 250)
04-2013	04-2013	04-2013	As shown

Purpose: **Construction**

Draft: Issue:

Drawing Number: **1047428-C-1202**

Revision: